# SERVICE MANUAL

# FISHER

## COMPACT DISC PLAYER WITH RAD-9060 WIRELESS REMOTE CONTROL

# AD-9060

**( EUROPE )**

**137 355 40**

## SPECIFICATIONS

System ..... Compact disc digital audio
Remote Control (RAD-9060) ..... 25-function wireless remote control

**AUDIO CHARACTERISTICS**

Frequency Response ..... 20 Hz – 20 kHz ±0.7 dB
Harmonic Distortion ..... Less than 0.008% (1 kHz) (20kHz Low Pass Filter)
Dynamic Range ..... More than 96 dB
S/N Ratio ..... More than 100 dB
Wow and Flutter ..... Below measurable limits
Channel Separation ..... More than 95 dB (1 kHz)
Output Voltage (maximum) ..... 2 Vrms

**FUNCTIONS**

Track/Program Selection ..... With FFWD and FBACK buttons
Index Selection ..... With SCAN/INDEX ▶I and I◀ buttons
Scanning(fast forward/fast back)
Play mode: ..... 2-speed search with sound
Pause mode: ..... 2-speed search without sound
Each/Remain/Total Time Display ..... With DISPLAY button during the PLAY mode

**PROGRAM FUNCTIONS**

Program Memory ..... 16 selections
Edit Disc Play
Tape Length Selection ..... C-46, C-60, C-90
Display ..... Side AB editing time display
Introscan Play ..... 10 seconds/track
Random Play ..... With the RANDOM PLAY button during the PLAY mode
Repeat Play ..... One track/all tracks/all programmed tracks
Program Reset ..... With STOP button during PROGRAMMED PLAY mode
Pause ..... Each track
Disc Loading ..... Motor-driven,horizontal loading

**DIGITAL SIGNAL PROCESSING**

Optical Pickup ..... 3-beam laser
Sampling Frequency ..... 44.1 kHz
Filters ..... 18-bit, 8 times oversampling digital filter 2-pole active filter
D/A Conversion ..... Advanced 1 Bit, D/A converters

**GENERAL**

Power Requirements(50 Hz) ..... AC 110/220V 20 Watts
Dimensions (WxHxD) ..... 440 x 94 x 275 mm
Weight (approximate) ..... 3.6 kg

**– Specifications and design are subject to change without notice. –**

**REFERENCE No. WM-570576**

Fisher AD 9060 GFGF Archiv

# SCHEMATIC

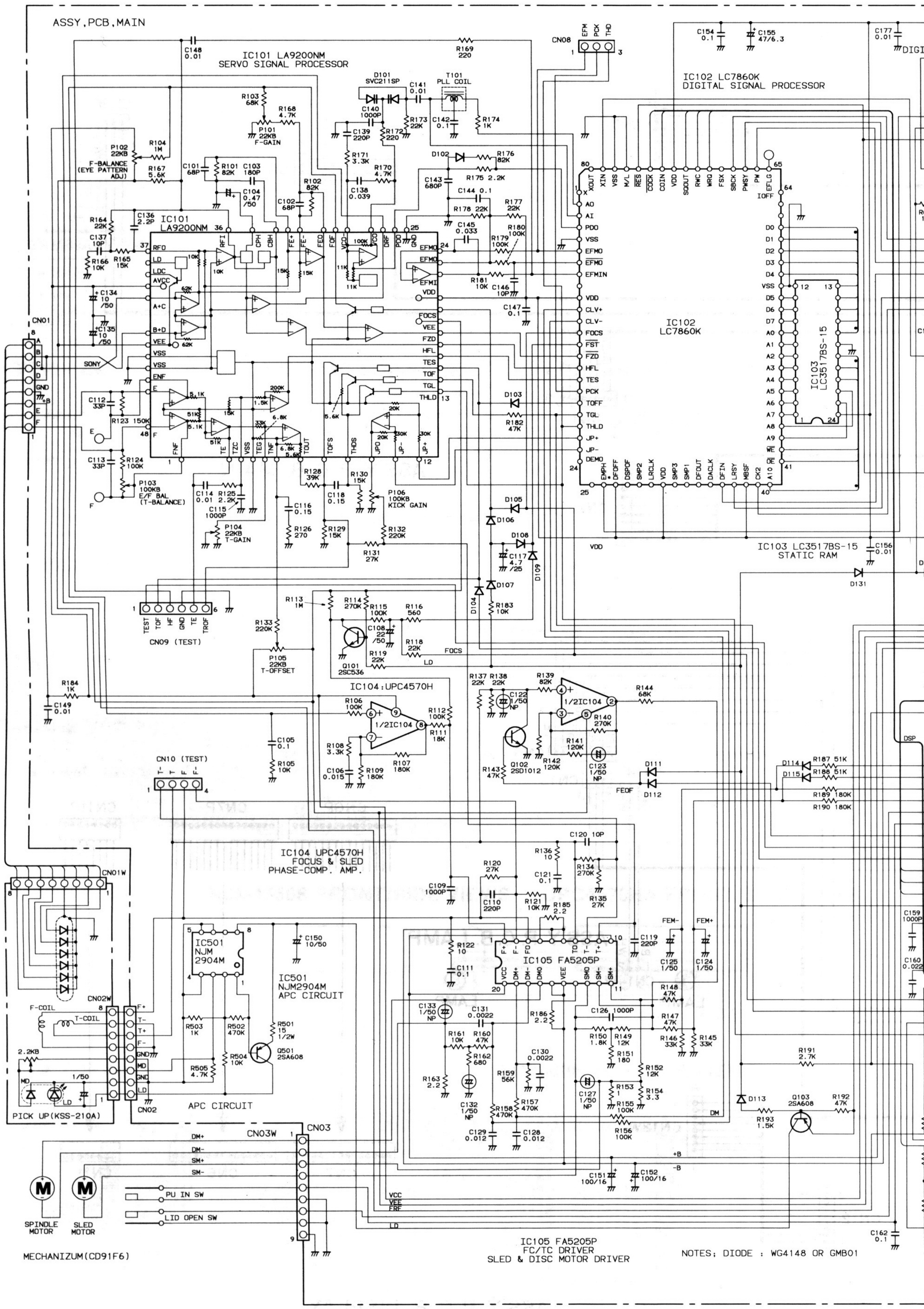




Fisher AD 9060 GFGF Archiv

# CHEMATIC DIAGRAM

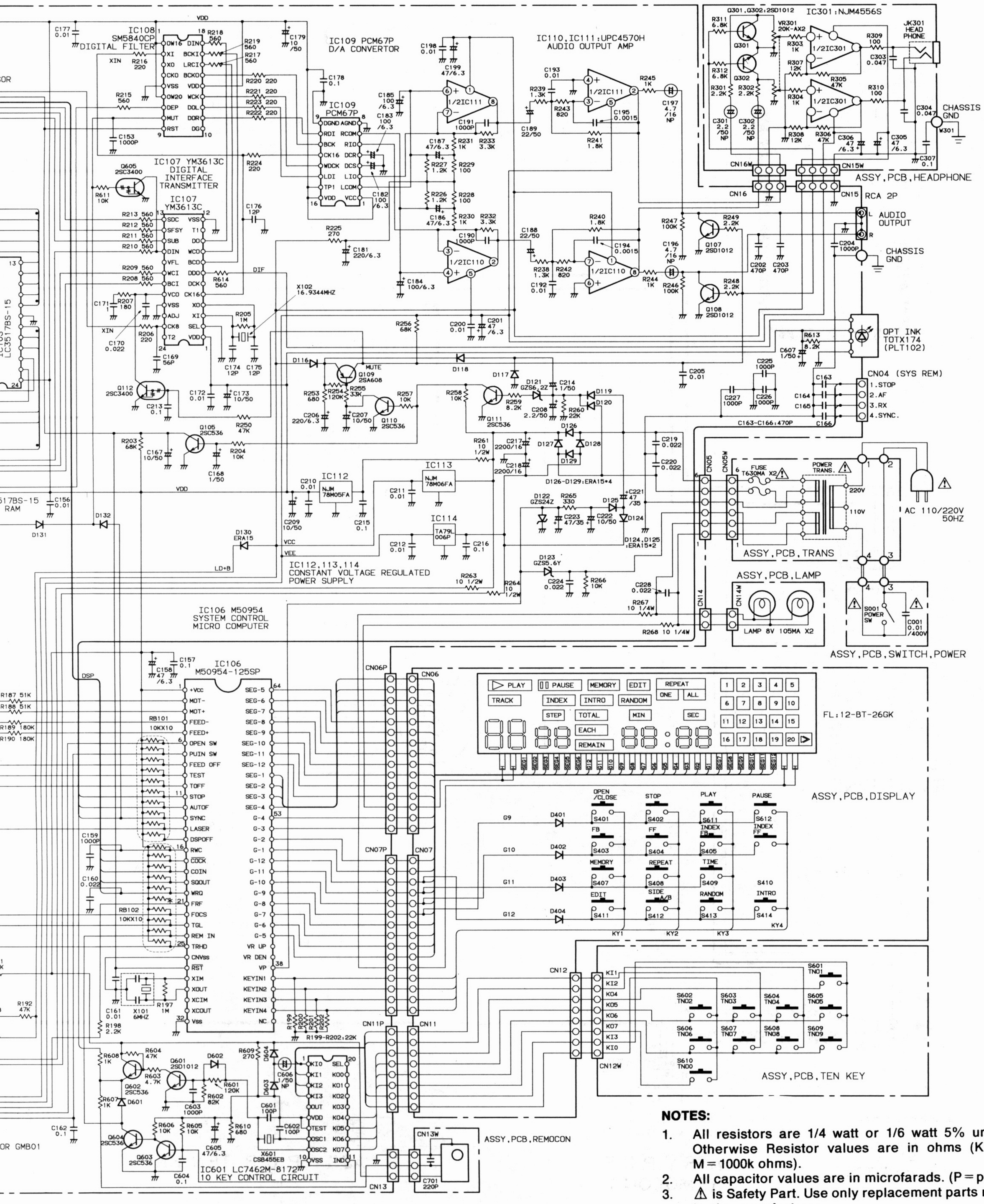


**NOTES:**

1. All resistors are 1/4 watt or 1/6 watt 5% unless marked. Otherwise Resistor values are in ohms (K = 1000 ohms, M = 1000k ohms).
2. All capacitor values are in microfarads. (P = picofarads).
3. ⚠ is Safety Part. Use only replacement parts recommended by the manufacturer.
4. This is a basic schematic diagram.



Fisher AD 9060 GFGF Archiv

# POINT TO POINT WIRING D

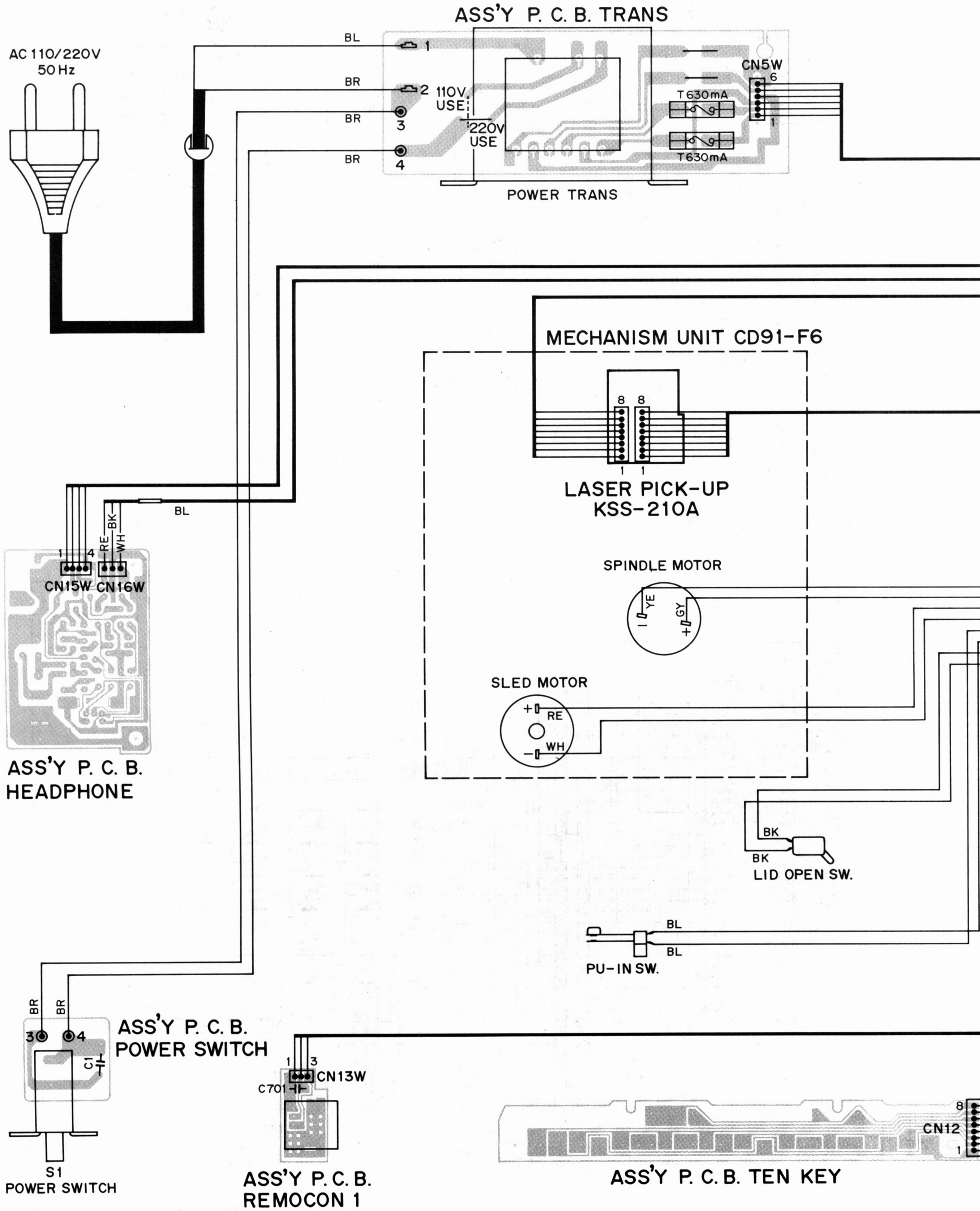




Fisher AD 9060 GFGF Archiv

# IRING DIAGRAM

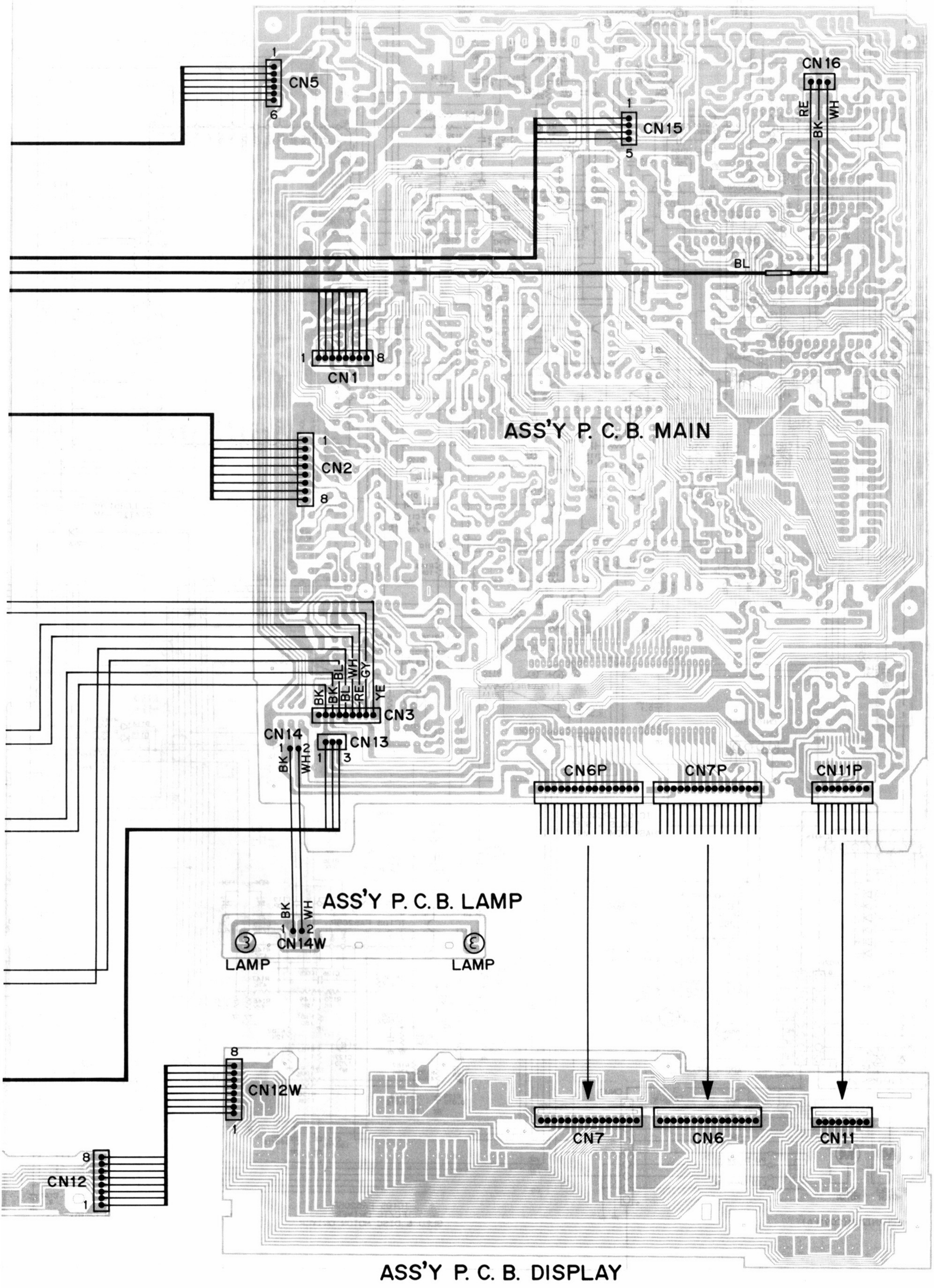




Fisher AD 9060 GFGF Archiv