


# SERVICE MANUAL



## AM/FM STEREO TUNER



### SPECIFICATIONS

**NOTE:**

The below mentioned specifications are mainly based on the IHF measurements standard. They can therefore not directly be compared with specifications based on the DIN standard or other standards.

**FM section:**

- Frequency range . . . . . 87.5 – 108 MHz (0.05 MHz steps)
- Usable sensitivity . . . . . 2.0  $\mu$ V (mono)
- Signal to noise ratio (1 mV ANT.) . . . . . 75 dB (mono)
- Harmonic distortion (1 kHz) . . . . . 0.5% (mono)
- Frequency response . . . . . 30 Hz – 15 kHz (+1/–3 dB)
- Stereo separation (1 kHz) . . . . . 40 dB
- Aerial input . . . . . 75 ohms unbalanced

**AM (MW/LW) section:**

- Frequency range . . . . . MW: 522 – 1611 kHz (9 kHz steps)  
LW: 153 – 360 kHz (1 kHz steps)
- Sensitivity . . . . . MW: 500  $\mu$ V/m, LW: 1000  $\mu$ V/m
- Signal to noise ratio (5 mV/m) . . . . . MW: 40 dB

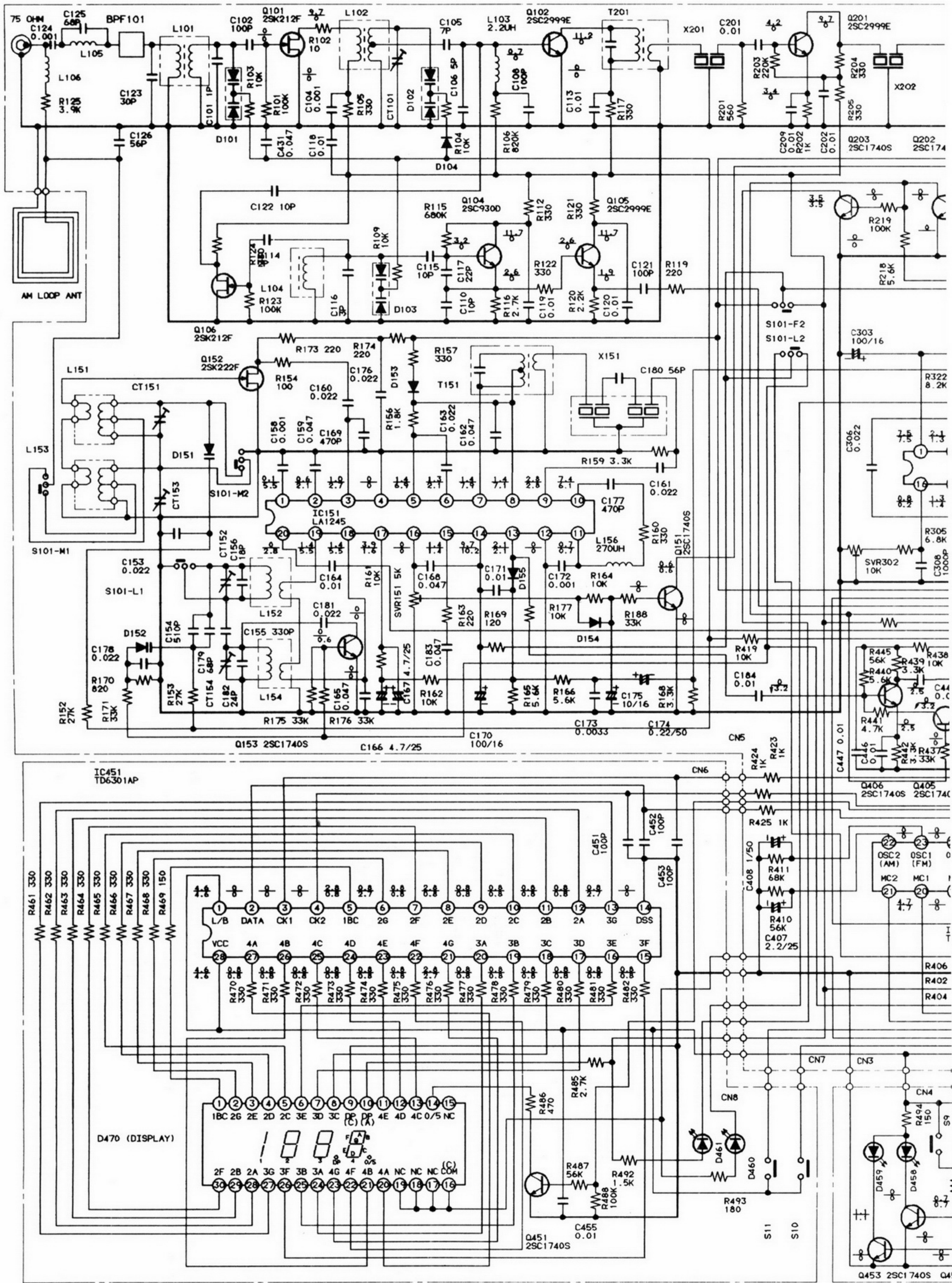
**General:**

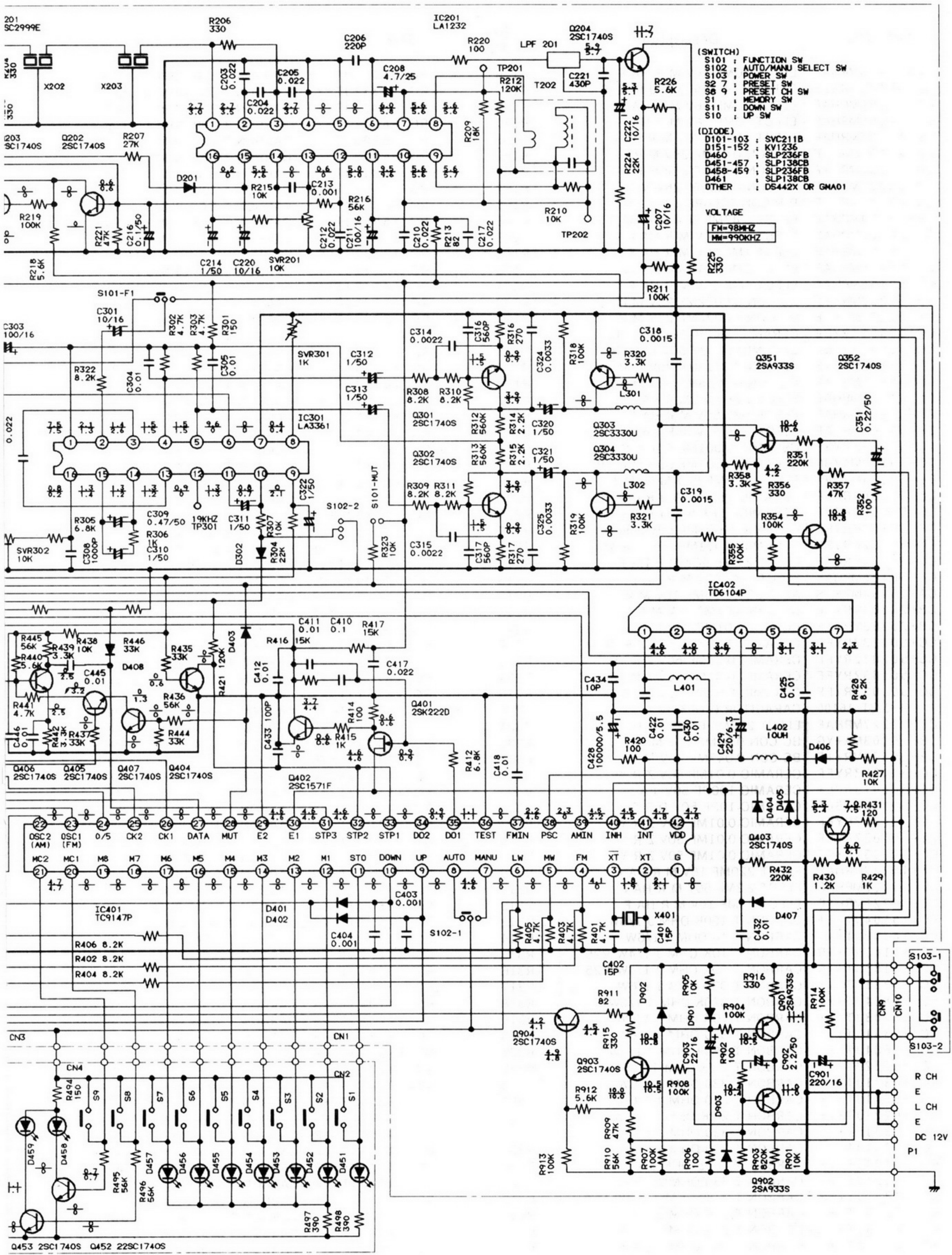
- Power requirements . . . . . DC: 12V, 300 mA (from JA 366 or JA 566)
- Dimensions (W x D x H) . . . . . Approx. 420 x 200 x 61 mm  
(16-1/2" x 7-7/8" x 2-3/8")
- Weight . . . . . Approx. 1.7 kg (3 lbs. 12 ozs.)

Specifications subject to change without notice.

WM-15889

**SCHEMATIC DIAGRAM**





- (SWITCH)
- S101 : FUNCTION SW
  - S102 : AUTO/MANU SELECT SW
  - S103 : POWER SW
  - S2 7 : PRESET SW
  - S8 9 : PRESET CH SW
  - S1 : MEMORY SW
  - S11 : DOWN SW
  - S10 : UP SW
- (DIODE)
- D101-103 : SVC211B
  - D151-152 : KV1236
  - D460 : SLP236FB
  - D451-457 : SLP138CB
  - D458-459 : SLP236FB
  - D461 : SLP138CB
  - OTHER : DS442X OR GMA01

VOLTAGE

FM=98MHZ  
MW=990KHZ